

## Product information

# VELUX INTEGRA® flat roof window CVP with curved glass cover ISD ----- 1093



### Product description

- Mains powered, vented window for flat roofs with curved glass cover
- Innovative curved glass-to-edge construction for optimum design and functionality:
  - sleek, elegant exterior design in glass and aluminium
  - excellent drainage of rainwater
- Pre-installed hidden window operator
- Control pad or remote control
- Silent motor operation
- Rain sensor ensures that the window closes automatically in case of rain
- Easy installation of mains powered decoration and sunscreening products
- Wear-resistant, maintenance-free, high quality white PVC frame
- Low energy insulating glass unit
- 5-6 mm toughened curved glass cover with silk screen printed rim (depending on the size)
- Maintenance-free aluminium profiles

### Roof pitch

Can be installed in roof pitches between 0° and 15°

### Materials

- Extruded PVC
- VELUX ThermoTechnology™ insulation
- Insulating glass unit with laminated inner pane
- Extruded aluminium
- Curved glass cover, toughened glass

### Downloads

For installation instructions, CAD drawings, 3D BIM objects, 3D GDL objects etc, please visit [velux.rs](http://velux.rs).

## Certifications



The VELUX product factories guarantee quality systems implementation process and environmental management systems through appropriate accreditations ISO 9001 and ISO 14001

**EUTR** In compliance with the EU Timber Regulation (EUTR), EU regulation 995/2010

**REACH** We are aware of the REACH regulation and acknowledge the obligations. No products are obliged to be registered in accordance to REACH and none of our products contain any Substances of Very High Concern.

### Available sizes and daylight area

	600 mm	800 mm	900 mm	1000 mm	1200 mm	1500 mm
600 mm	<b>CVP 060060</b> (0.19)					
800 mm		<b>CVP 080080</b> (0.40)				
900 mm	<b>CVP 060090</b> (0.32)		<b>CVP 090090</b> (0.54)			
1000 mm				<b>CVP 100100</b> (0.70)		
1200 mm			<b>CVP 090120</b> (0.76)		<b>CVP 120120</b> (1.07)	
1500 mm				<b>CVP 100150</b> (1.11)		

### Lining measurements

Size	W x H mm
060060	559x559
080080	759x759
060090	559x859
090090	859x859
090120	859x1159
100100	959x959
100150	959x1459
120120	1159x1159

### External frame measurements

Size	W x H mm
060060	780x780
080080	980x980
060090	780x1080
090090	1080x1080
090120	1080x1380
100100	1180x1180
100150	1180x1680
120120	1380x1380

( ) = Effective daylight area, m<sup>2</sup>

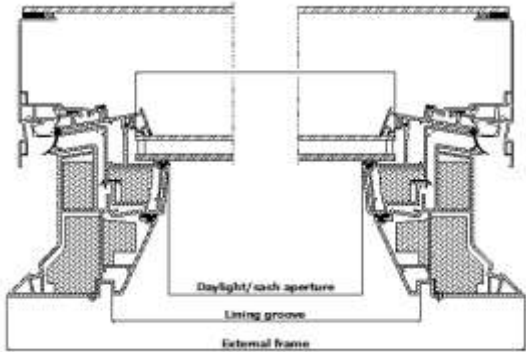


VELUX INTEGRA® flat roof window CVP with curved glass cover

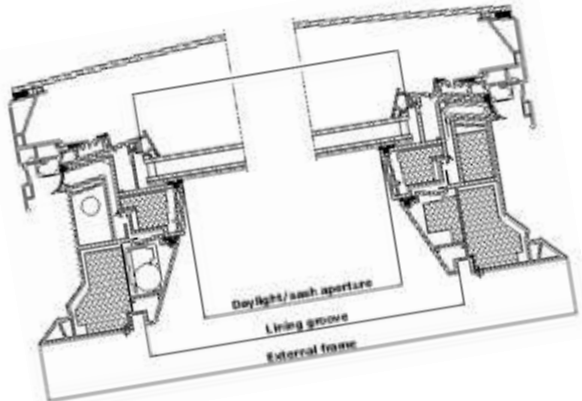
- is mains powered
- is operated with control pad/remote control supplied with the window. Several flat roof windows can be controlled with the same control pad
- opens 200 mm – providing good ventilation
- adds a modern yet elegant look to the building; ideal for installations where the window is visible
- can be combined with fixed flat roof windows for the ultimate combination of natural light and fresh air

The curved glass cover allows rainwater to drain off freely even when the window is installed in a roof pitch of 0°

### Width



### Height



**Technical values**

Property	Window sizes							
	060060	060090	080080	090090	090120	100100	100150	120120
Ventilation area m <sup>2</sup>	0.12	0.14	0.16	0.18	0.20	0.20	0.23	0.24

**Insulating glass unit structure**

	--73FQV	--73UT
Inner glass pane	2 x 3 mm laminated float with low ε coating	2 x 3 mm laminated float with low ε coating
Outer glass pane	4 mm float with coating	4 mm float with coating
Cavity	14.5 mm	14.5 mm
Glass panes	Double	Double
Gas filling	Argon	Argon

Visible features



**1 Outer glass pane**

- 5-6 mm toughened glass pane
- provides significant rain noise reduction and excellent sound insulation
- protects the insulating glass unit
- curved glass allows rainwater to drain off freely even in 0° roof pitch

**2 Aluminium sash**

- 1.5 mm extruded aluminium profiles
- colour anodised: black
- nearest RAL standard colour: 8022
- maintenance-free

**3 Silk screen print**

- silk screen print burned into the glass
- colour: black
- maintenance-free

**4 Frame**

- PVC profiles provide a nice, smooth surface
- easy cleaning
- maintenance-free

**5 Insulating glass unit**

- double-glazed
- inner laminated pane for personal safety

**6 Insulation**

Frame filled with polystyrene for superb insulation.  
Amount of insulation varies depending on variant.

**7 Lining groove**

Unique lining groove makes it easy to build an accurate lining and get a smooth finish

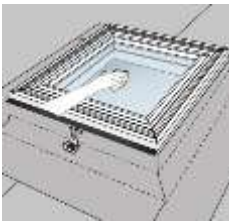
**8 Control pad**

Unique VELUX INTEGRA® control pad featuring touch screen with swipe function and pre-set programs - or basic one-way remote control

**9 Rain sensor**

Rain sensor ensures that the window closes automatically if it starts raining

## Cleaning and maintenance



To clean the outer pane of the insulating glass unit, remove the curved glass cover from the flat roof window.

Clean the curved glass cover with clean water only.

Do not add cleaners/detergents to the water (applies to both insulating glass unit and curved glass cover).

## Exterior finish

**Black aluminium profiles** Colour anodised aluminium ,  
Nearest RAL standard colour: 8022

## Interior finish

<b>White PVC profiles</b>	NCS standard colour: S 0500-N, Nearest RAL standard colour: 9016
---------------------------	---

## Blinds and awnings



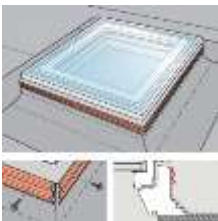
**Interior sunscreening**  
 Pleated blind ★  
 Double pleated blind ▲  
 Light-dimming energy blind ★★



**Exterior suncreening**  
 Awning blind ▲

★ Available in mains powered version  
 ★★ Available in mains/solar powered version  
 ▲ Available in solar powered version  
 The mains and solar powered versions are part of the VELUX INTEGRA® product range.

## Accessories



Securing kit ZZZ 210 ensures a safe joint between frame and roofing material



Frame extension with flange ZCE 0015 makes installation in warm or sedum roof constructions possible – extends frame height from 150 mm to 310 mm

Extra frame extension ZCE 1015 can be combined with frame extension with flange ZCE 0015 when frame height exceeding 310 mm is required

One ZCE 0015 can be combined with max three ZCE 1015

## Note

We reserve the right to make technical changes.

For more information on VELUX INTEGRA® flat roof window CVP and other VELUX products, please visit [velux.rs](http://velux.rs).